

ICAI Elections 2024
Southern Region

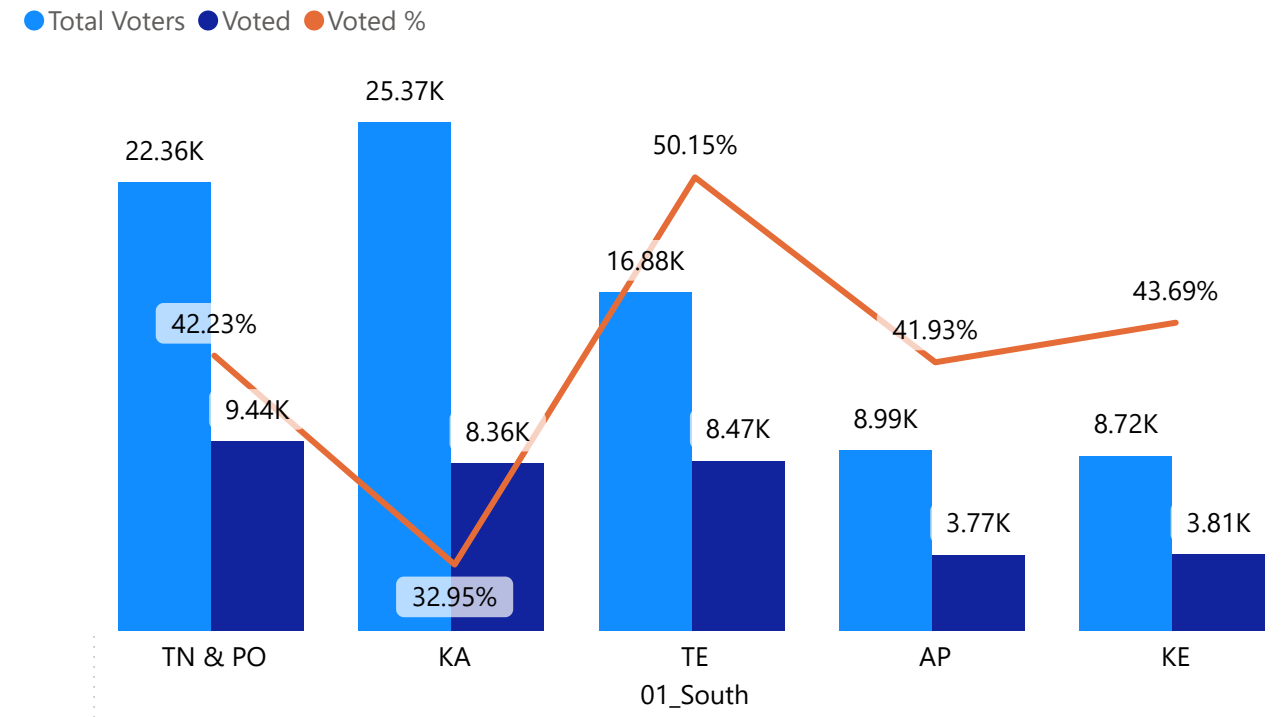
82,755
Total Voters

34,051
Voted

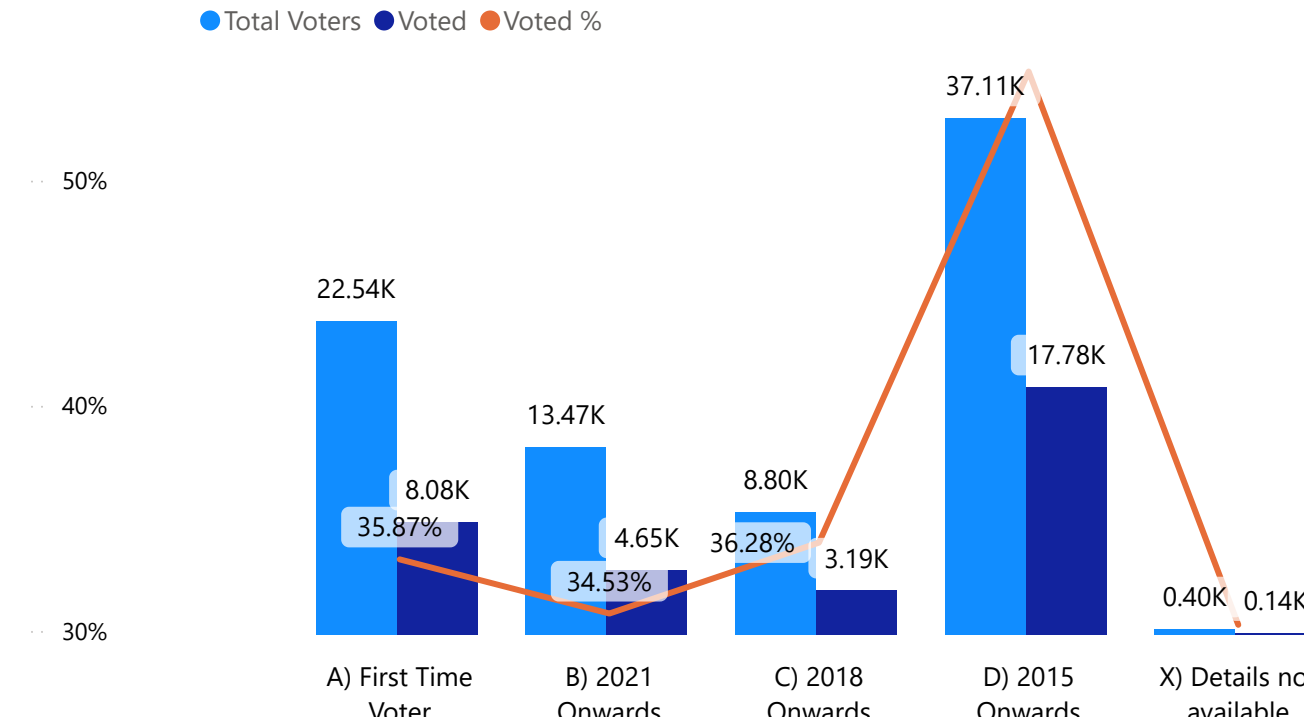
41.1%
Voted %

Thanks to the Team from
Madurai & Chennai
CA. Deepak Kumar

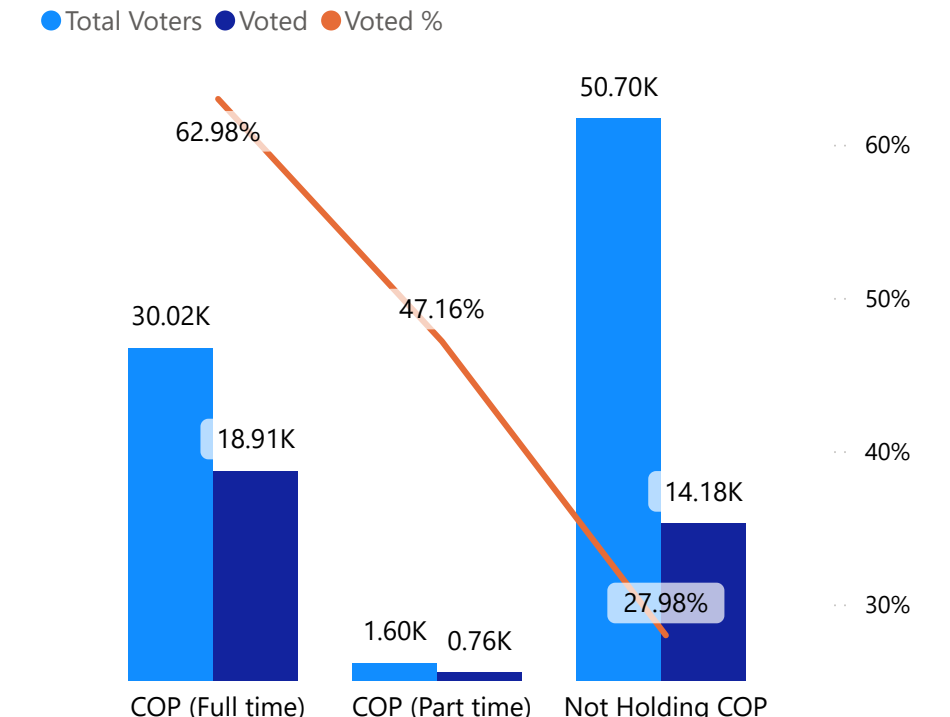
Total Voters, Voted and Voted % by State



Total Voters, Voted and Voted % by Voting Eligibility



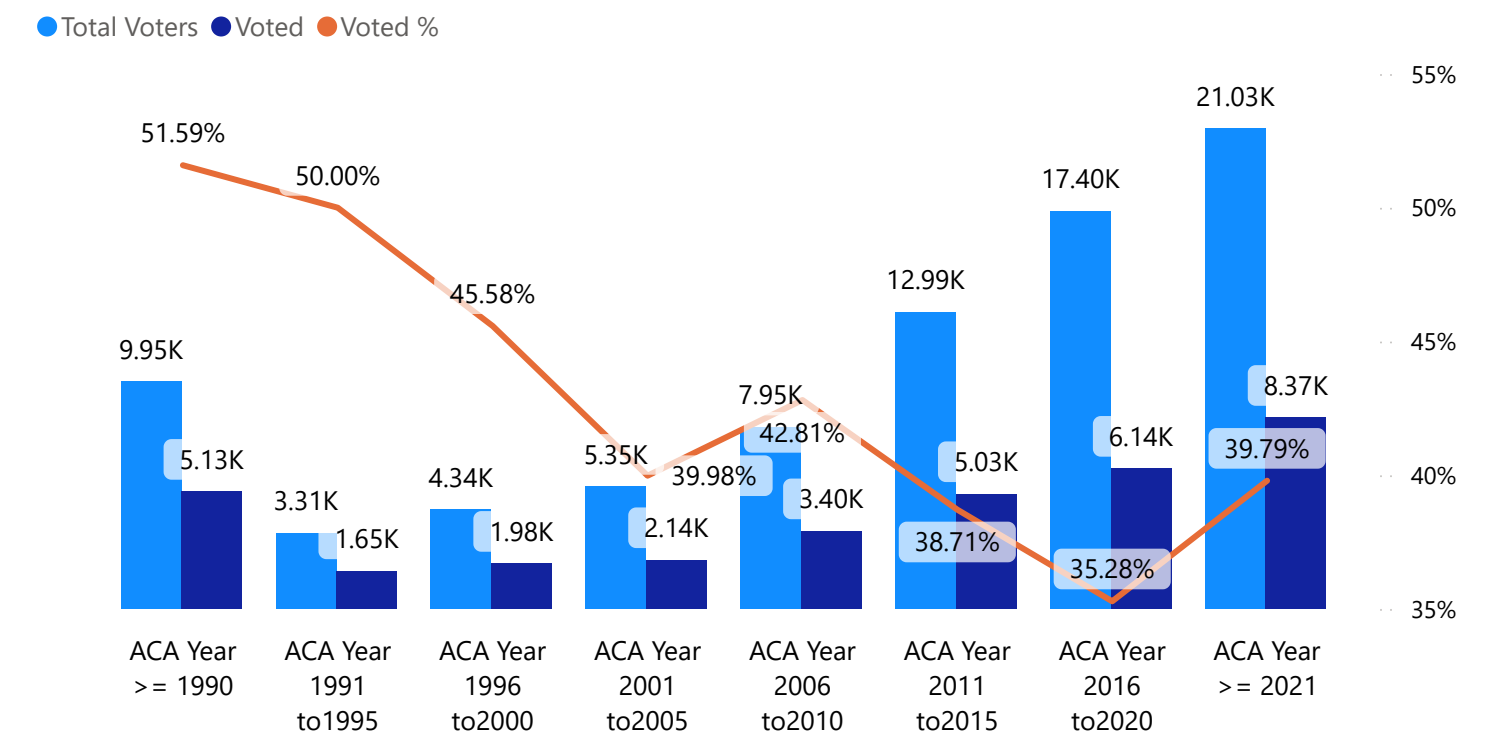
Total Voters, Voted and Voted % by State



State	Total Voters	Voted	Voted %
TN & PO	22,358	9,441	42.23%
TE	16,883	8,466	50.15%
KA	25,365	8,357	32.95%
KE	8,723	3,811	43.69%
AP	8,991	3,770	41.93%
02_Other Region	403	193	47.89%
	32	13	40.63%
Total	82,755	34,051	41.15%

City	Total Voters	Voted	Voted %
HYDERABAD	15,478	7,960	51.43%
BENGALURU	21,764	6,619	30.41%
CHENNAI	16,327	6,020	36.87%
KOCHI	2,479	1,318	53.17%
COIMBATORE	1,884	1,058	56.16%
VISAKHAPATNAM	1,335	783	58.65%
VIJAYAWADA	1,267	662	52.25%
THRISSUR	1,004	457	45.52%
GUNTUR	906	406	44.81%
THIRUVANANTHAPURAM	839	387	46.13%
MANGALURU	880	308	35.00%
Total	82,755	34,051	41.15%

Total Voters, Voted and Voted % by Voting Eligibility



ICAI Elections 2024
Tamil Nadu & Pondi

22,358
Total Voters

9,441
Voted

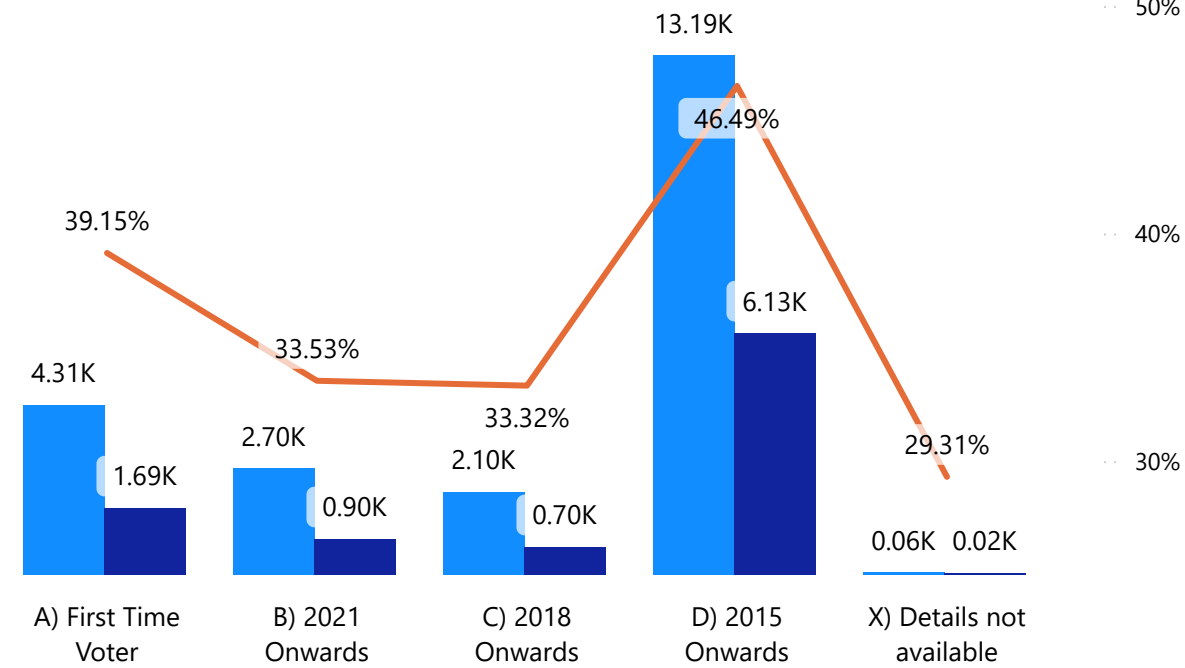
42.2%
Voted %

Thanks to the Team from
Madurai & Chennai
CA. Deepak Kumar

City	Total Voters	Voted	Voted %
CHENNAI	16,327	6,020	36.87%
COIMBATORE	1,884	1,058	56.16%
TIRUPUR	474	303	63.92%
MADURAI	470	302	64.26%
SALEM	367	253	68.94%
ERODE	358	198	55.31%
TIRUCHIRAPALLI	390	198	50.77%
PUDUCHERRY	183	100	54.64%
KUMBAKONAM	154	82	53.25%
VELLORE	187	80	42.78%
SIVAKASI	124	76	61.29%
KARUR	103	68	66.02%
THOOTHUKUDI	97	64	65.98%
HOSUR	109	53	48.62%
TIRUNELVELI	107	52	48.60%
NAMAKKAL	72	50	69.44%
NAGERCOIL	81	45	55.56%
NEYVELI	59	44	74.58%
DINDIGUL	76	43	56.58%
KARAIKUDI	67	36	53.73%
THANJAVUR	80	36	45.00%
RAJAPALAYAM	51	32	62.75%
CHENGALPATTU	53	26	49.06%
CUDDALORE	48	26	54.17%
KANCHEEPURAM	84	26	30.95%
PUDUKKOTTAI	41	26	63.41%
POLLACHI	34	22	64.71%
Total	22,358	9,441	42.23%

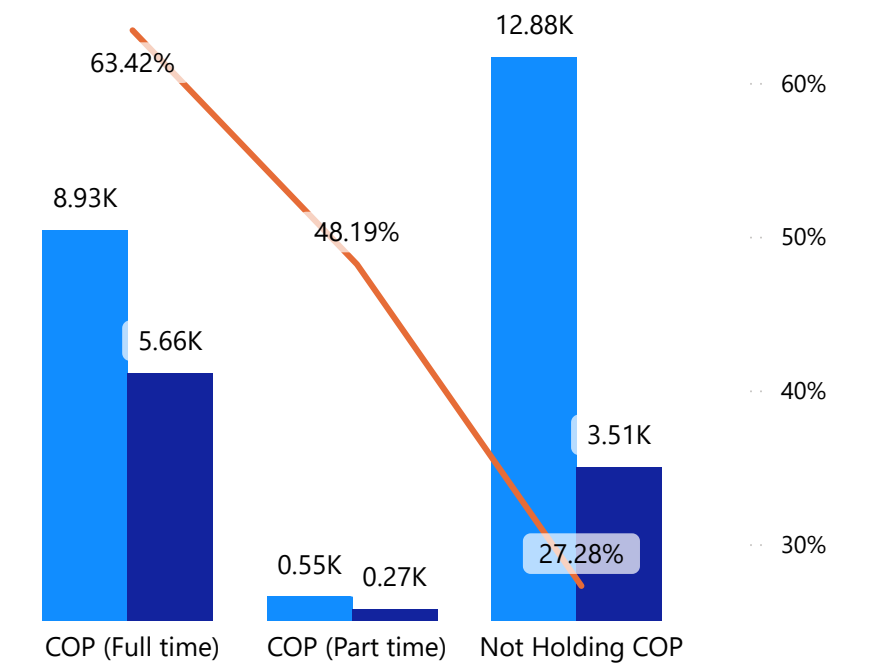
Total Voters, Voted and Voted % by Voting Eligibility

● Total Voters ● Voted ● Voted %



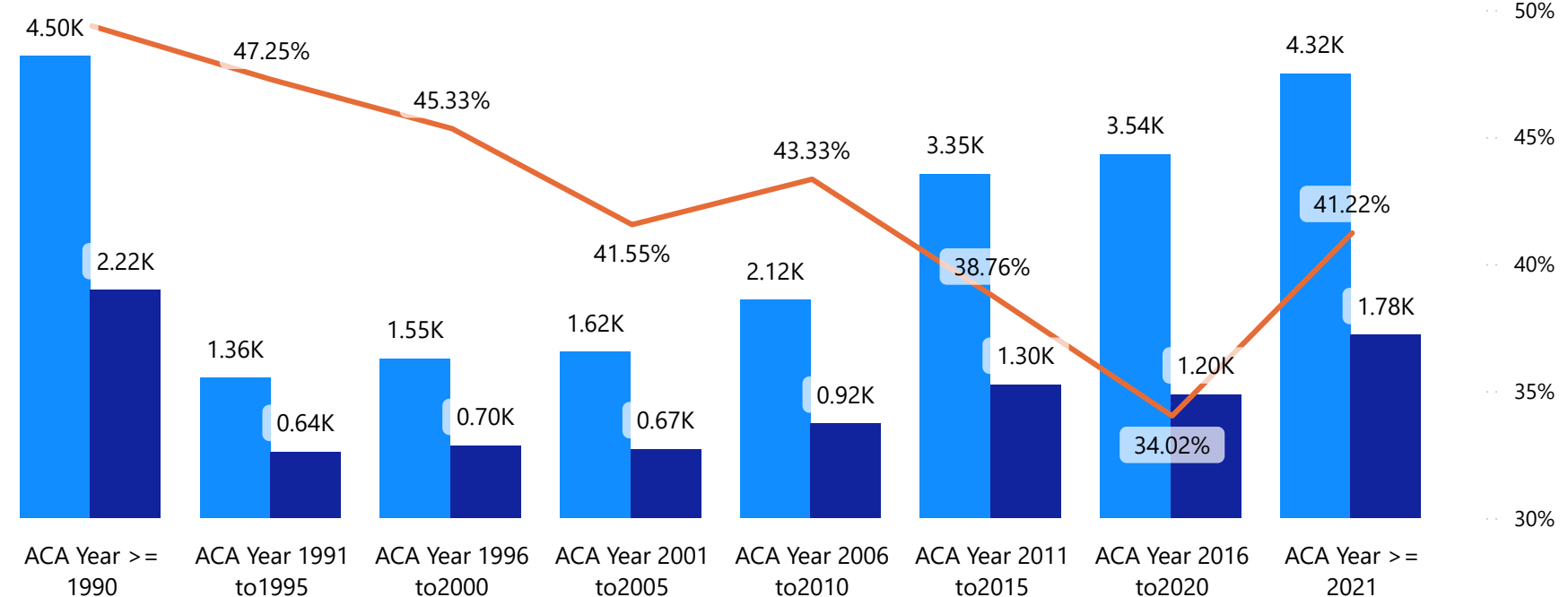
Total Voters, Voted and Voted % by State

● Total Voters ● Voted ● Voted %



Total Voters, Voted and Voted % by Voting Eligibility

● Total Voters ● Voted ● Voted %



ICAI Elections 2024
Karnataka

25,365
Total Voters

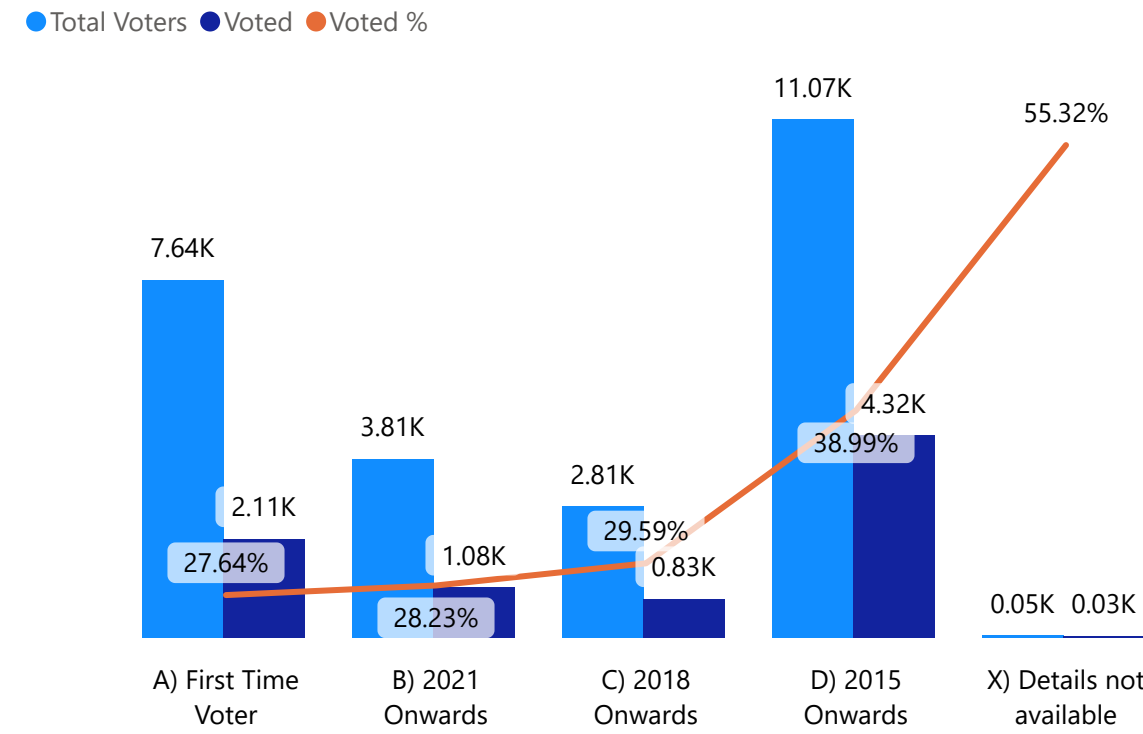
8,357
Voted

32.9%
Voted %

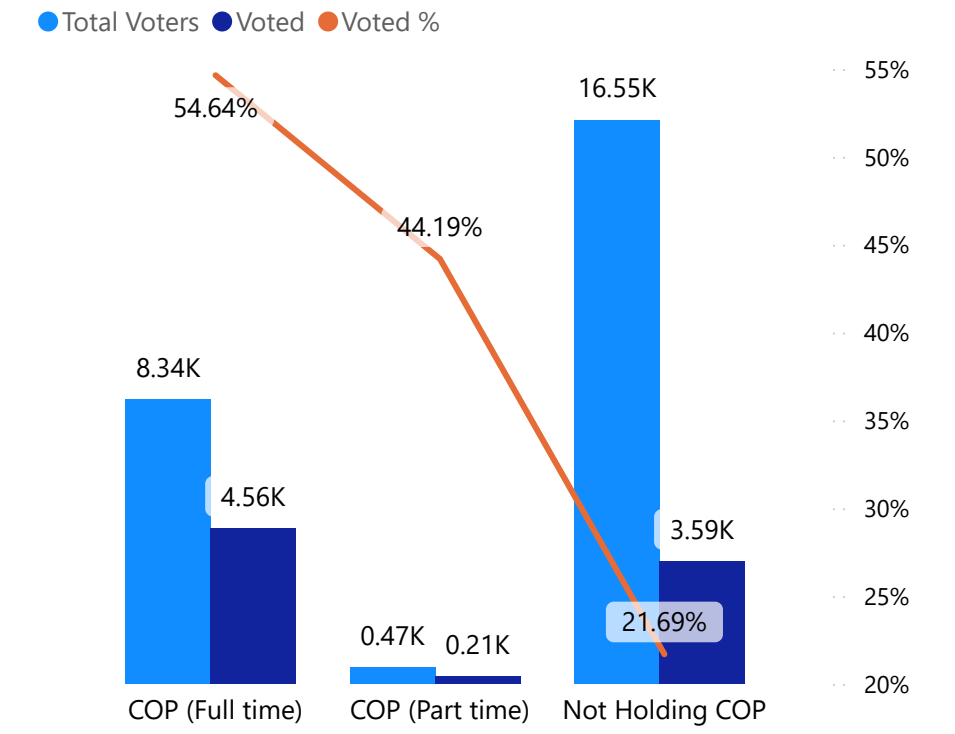
Thanks to the Team from
Madurai & Chennai
CA. Deepak Kumar

City	Total Voters	Voted	Voted %
BENGALURU	21,764	6,619	30.41%
MANGALURU	880	308	35.00%
BELAGAVI	401	217	54.11%
MYSURU	473	197	41.65%
HUBBALLI	284	162	57.04%
UDUPI	404	141	34.90%
BALLARI	160	105	65.63%
HOSAPETE	116	76	65.52%
KALABURAGI	101	68	67.33%
SHIVAMOGGA	107	58	54.21%
DAVANGERE	84	56	66.67%
DHARWAD	73	50	68.49%
RAICHUR	73	49	67.12%
VIJAYAPURA	65	49	75.38%
TUMAKURU	57	38	66.67%
BAGALKOT	46	37	80.43%
SIRSI	66	36	54.55%
HASSAN	46	23	50.00%
KUNDAPURA	53	21	39.62%
BIDAR	26	14	53.85%
CHIKKAMGALURU	37	14	37.84%
GADAG	24	13	54.17%
KOLAR	25	6	24.00%
Total	25,365	8,357	32.95%

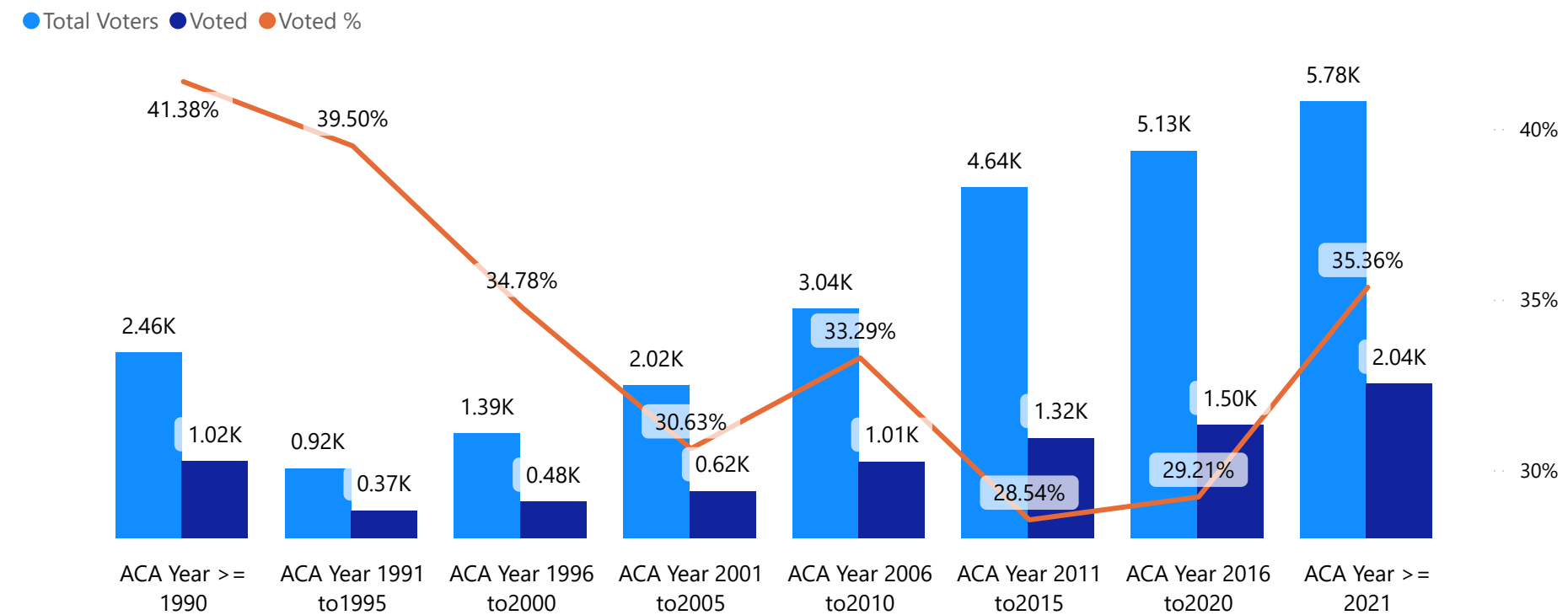
Total Voters, Voted and Voted % by Voting Eligibility



Total Voters, Voted and Voted % by State



Total Voters, Voted and Voted % by Voting Eligibility



ICAI Elections 2024
Telangana

16,883
Total Voters

8,466
Voted

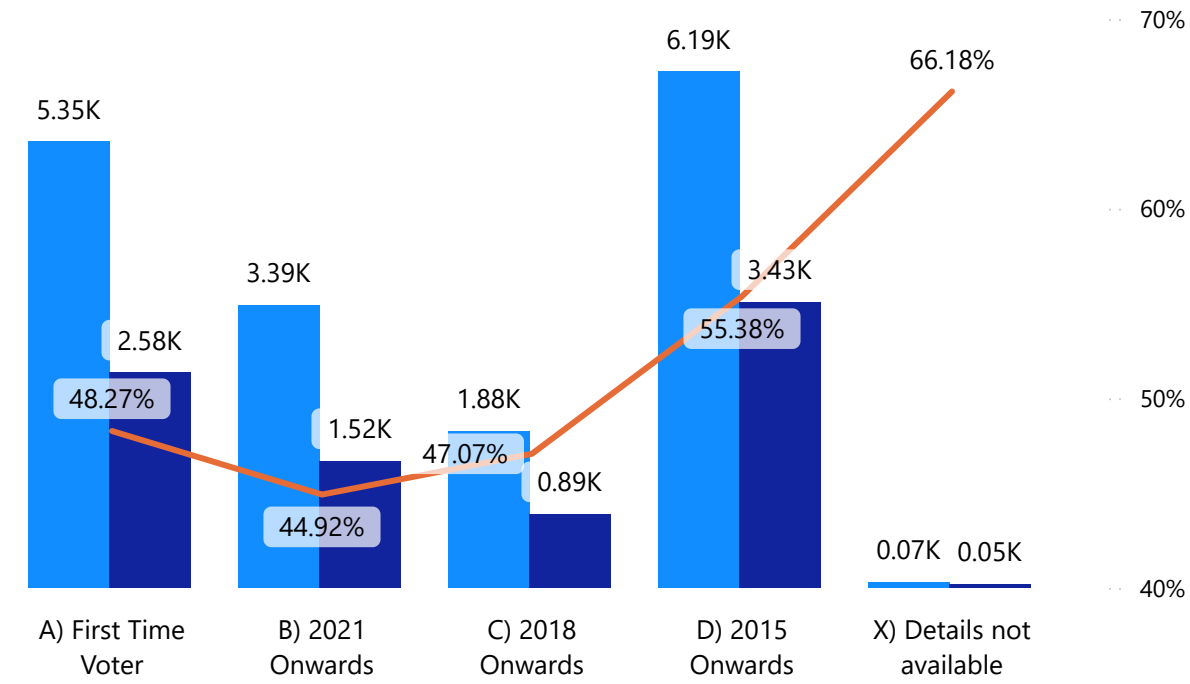
50.1%
Voted %

Thanks to the Team from
Madurai & Chennai
CA. Deepak Kumar

City	Total Voters	Voted	Voted %
HYDERABAD	15,478	7,960	51.43%
WARANGAL	258	111	43.02%
KARIMNAGAR	289	101	34.95%
KHAMMAM	171	58	33.92%
NIZAMABAD	140	57	40.71%
NALGONDA	138	31	22.46%
SANGAREDDY	73	31	42.47%
MAHABUBNAGAR	83	27	32.53%
KOTHAGUDEM	45	20	44.44%
ADILABAD	44	19	43.18%
SIDDIPET	44	16	36.36%
MANCHERIAL	59	14	23.73%
NIRMAL	21	13	61.90%
GODAVARI KHANI	20	4	20.00%
JANGAON	20	4	20.00%
Total	16,883	8,466	50.15%

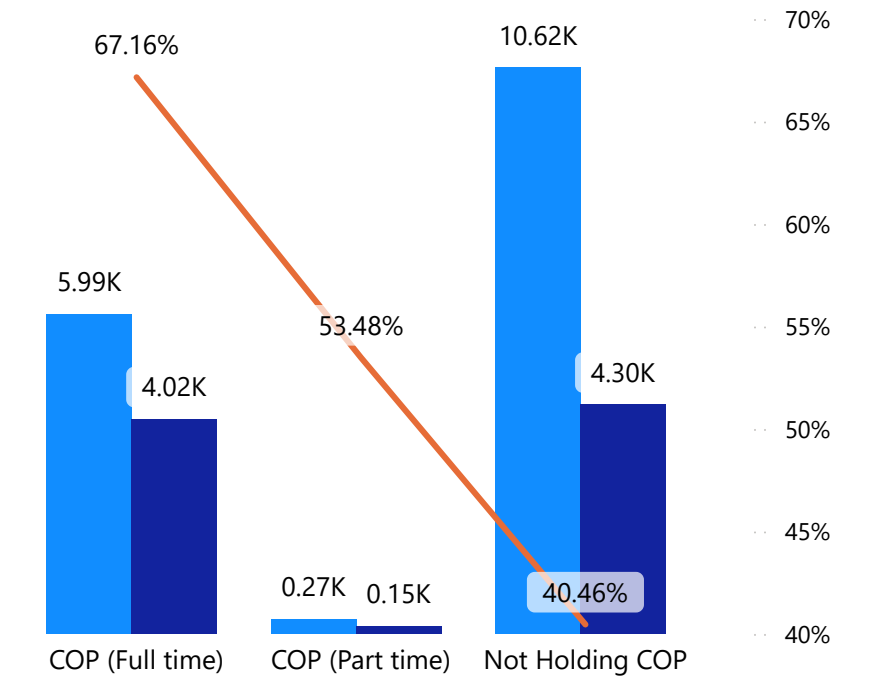
Total Voters, Voted and Voted % by Voting Eligibility

● Total Voters ● Voted ● Voted %



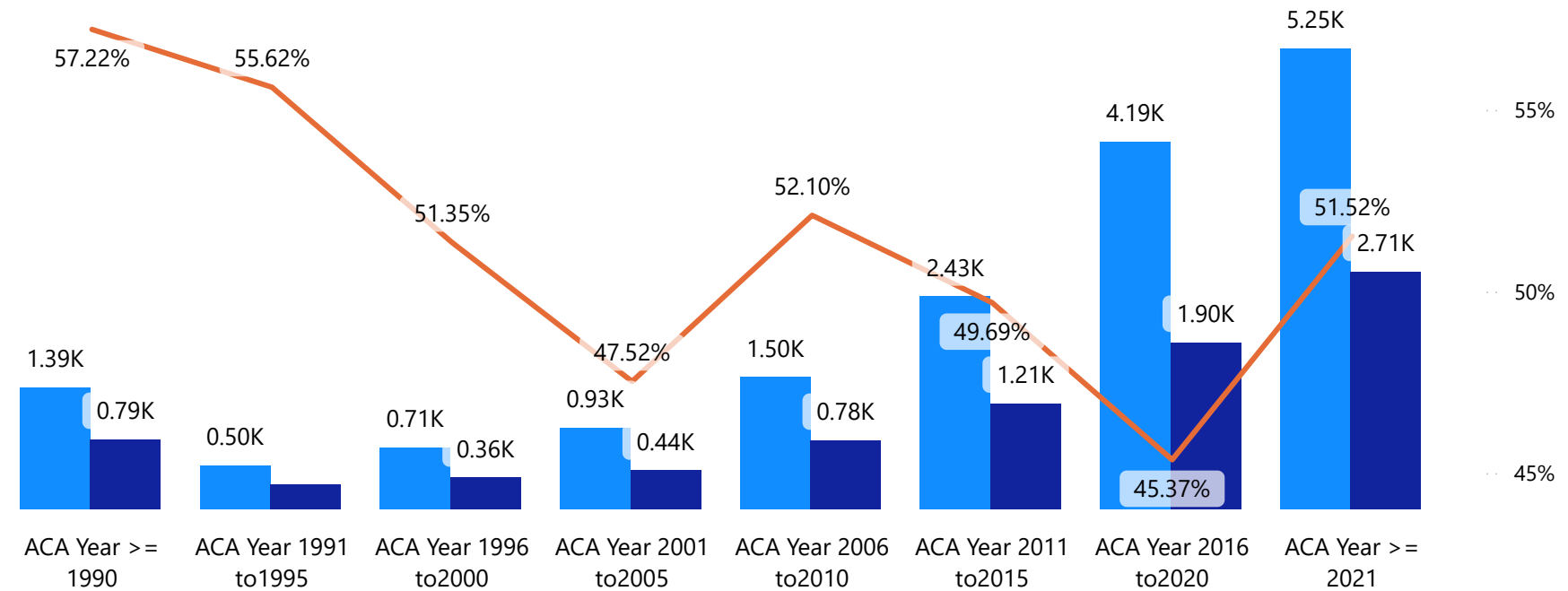
Total Voters, Voted and Voted % by State

● Total Voters ● Voted ● Voted %



Total Voters, Voted and Voted % by Voting Eligibility

● Total Voters ● Voted ● Voted %



ICAI Elections 2024
Andhra Pradesh

8,991
Total Voters

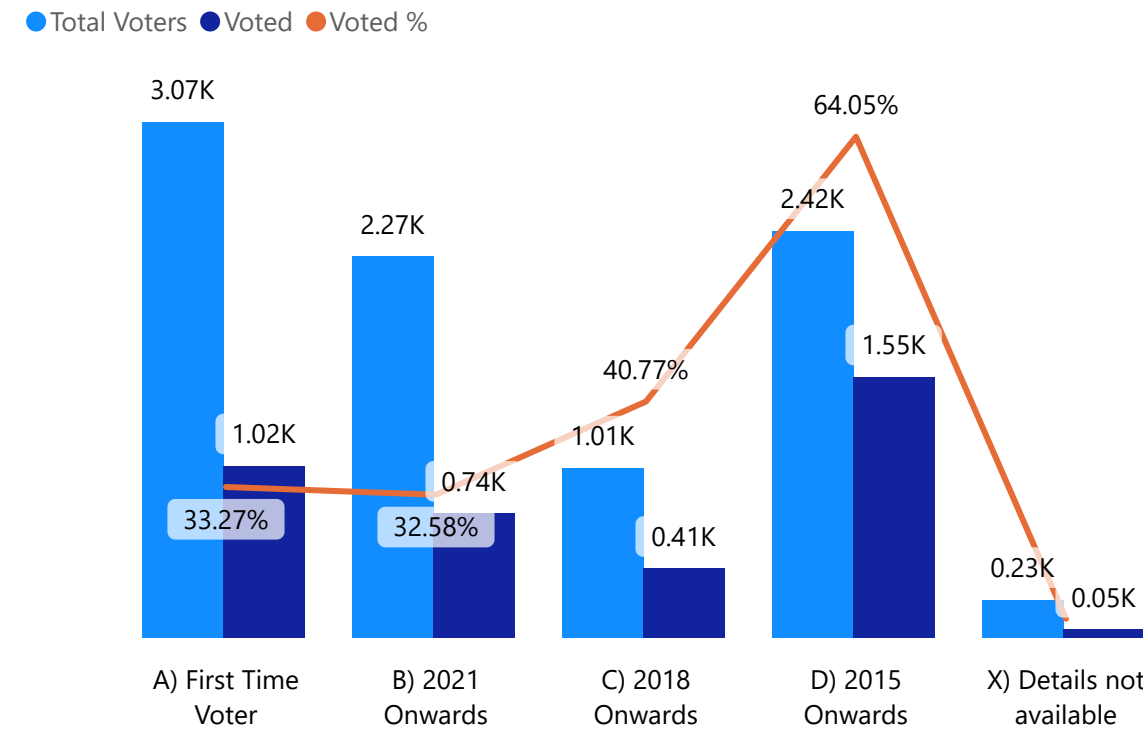
3,770
Voted

41.9%
Voted %

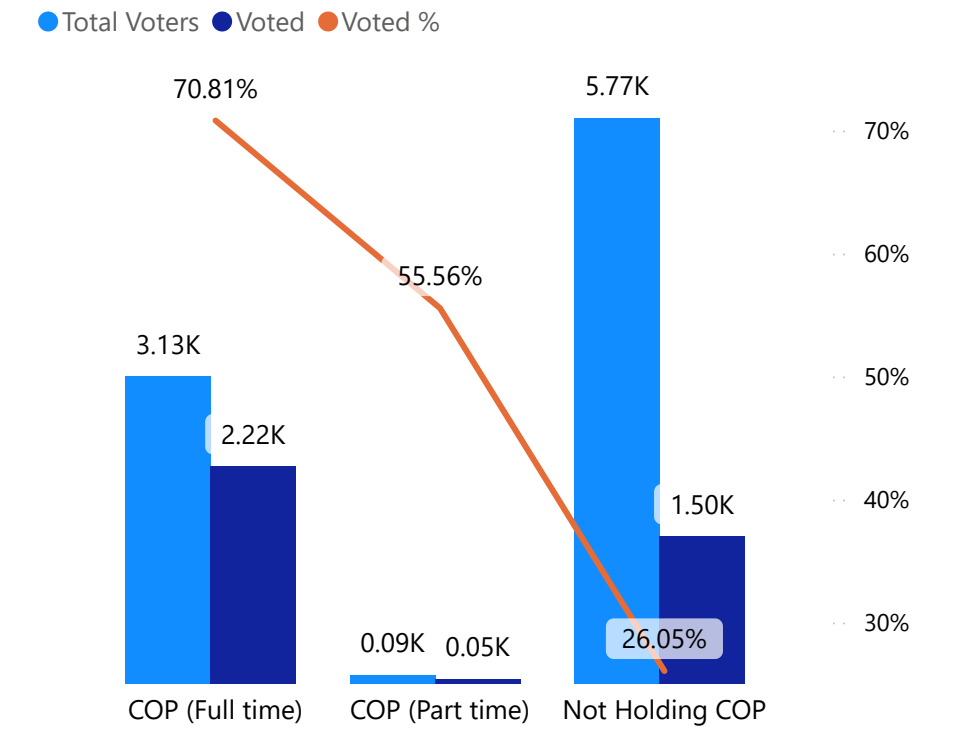
Thanks to the Team from
Madurai & Chennai
CA. Deepak Kumar

City	Total Voters	Voted	Voted %
VISAKHAPATNAM	1,335	783	58.65%
VIJAYAWADA	1,267	662	52.25%
GUNTUR	906	406	44.81%
TIRUPATI	512	184	35.94%
NELLORE	476	170	35.71%
RAJAMAHENDRAVARAM	470	166	35.32%
KAKINADA	354	153	43.22%
ONGOLE	299	144	48.16%
ANANTAPUR	304	103	33.88%
KURNOOL	288	87	30.21%
VIZIANAGARAM	191	72	37.70%
BHIMAVARAM	160	66	41.25%
KADAPA	275	57	20.73%
ELURU	142	56	39.44%
NARASARAOPET	160	54	33.75%
SRIKAKULAM	144	49	34.03%
MADANAPALLE	128	45	35.16%
TENALI	111	41	36.94%
CHITTOOR	170	39	22.94%
MACHILIPATNAM	103	39	37.86%
TADEPALLIGUDEM	83	37	44.58%
PRODDATUR	109	32	29.36%
NANDYAL	100	29	29.00%
AMALAPURAM	72	27	37.50%
CHIRALA	70	27	38.57%
KANDUKUR	62	27	43.55%
TANUKU	70	25	35.71%
Total	8,991	3,770	41.93%

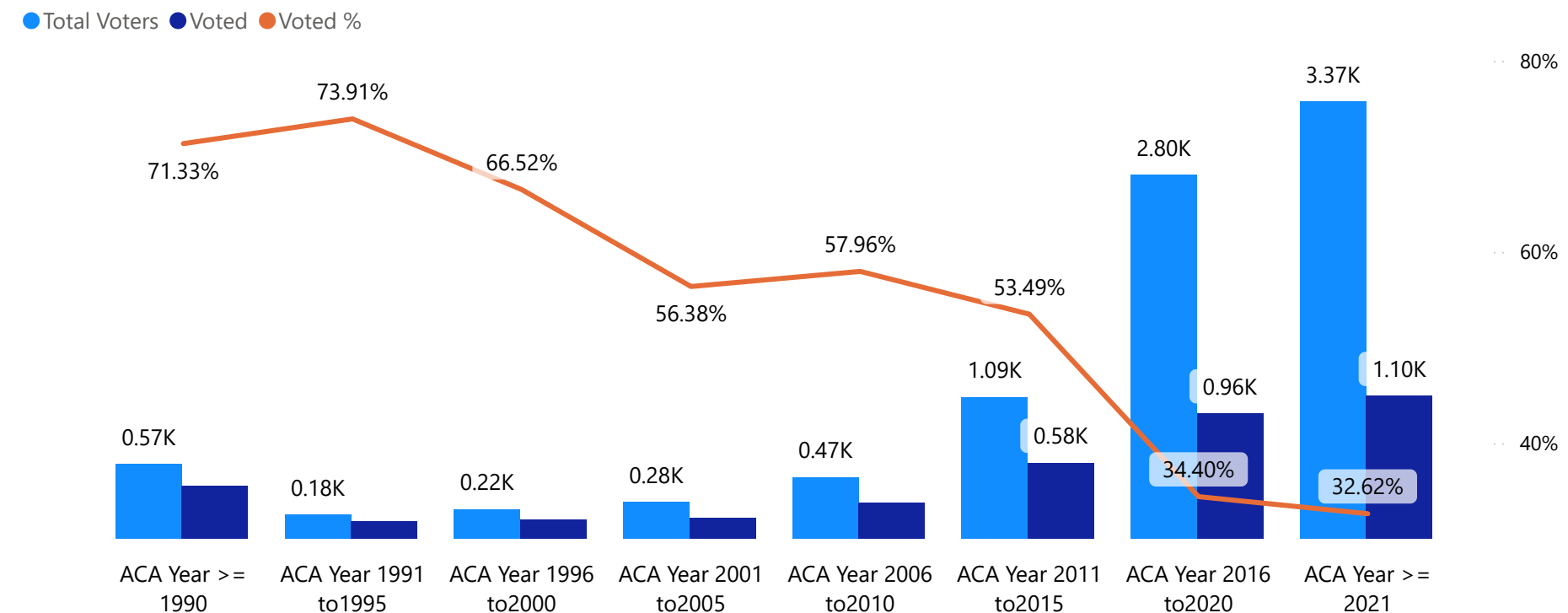
Total Voters, Voted and Voted % by Voting Eligibility



Total Voters, Voted and Voted % by State



Total Voters, Voted and Voted % by Voting Eligibility



ICAI Elections 2024
Kerala

8,723
Total Voters

3,811
Voted

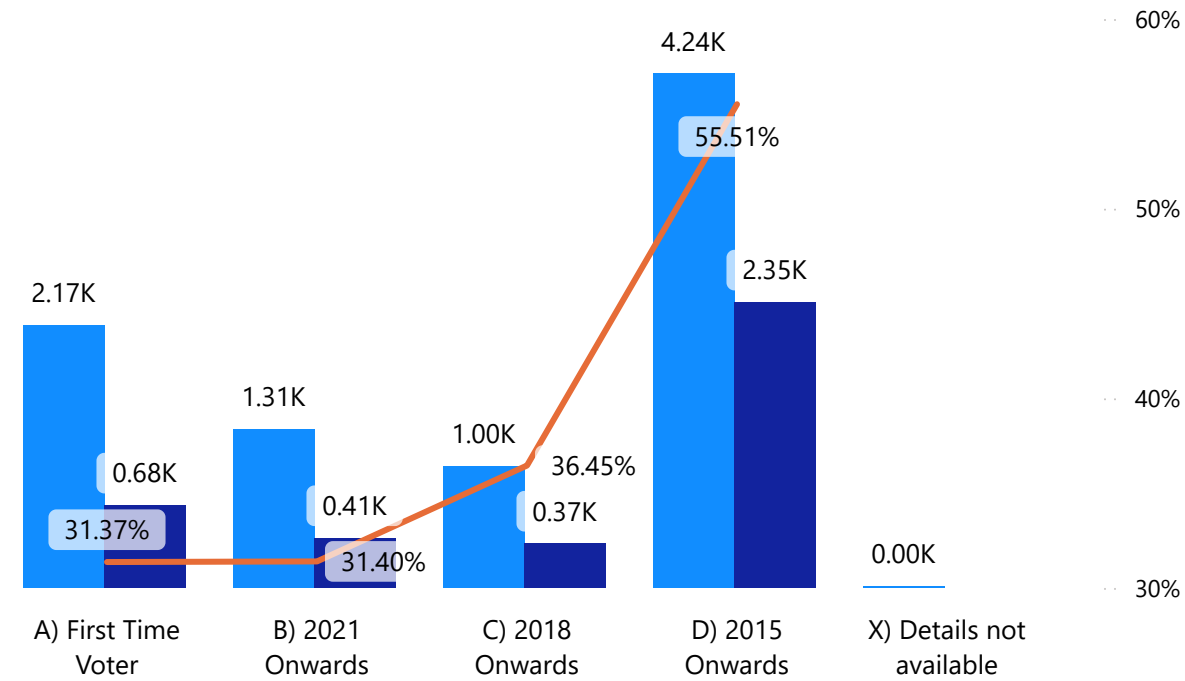
43.7%
Voted %

Thanks to the Team from
Madurai & Chennai
CA. Deepak Kumar

City	Total Voters	Voted	Voted %
KOCHI	2,479	1,318	53.17%
THRISSUR	1,004	457	45.52%
THIRUVANANTHAPURAM	839	387	46.13%
KOZHIKODE	608	288	47.37%
KOTTAYAM	605	216	35.70%
ALUVA	229	137	59.83%
KOLLAM	263	104	39.54%
PALAKKAD	307	100	32.57%
KANNUR	413	95	23.00%
TRIPUNITHURA	110	72	65.45%
ANGAMALLY	129	71	55.04%
MALAPPURAM	197	51	25.89%
THODUPUZHA	108	48	44.44%
IRINJALAKUDA	81	46	56.79%
TIRUVALLA	101	46	45.54%
PERUMBAVOOR	71	35	49.30%
PALAI	79	34	43.04%
TIRUR	98	34	34.69%
KASARAGODE	134	33	24.63%
MUVATTUPUZHA	84	33	39.29%
CHANGANACHERRY	84	31	36.90%
PATHANAMTHITTA	113	24	21.24%
MAVELIKARA	51	23	45.10%
WAYANAD	56	22	39.29%
ADOOR	39	20	51.28%
CHERTHALLA	47	20	42.55%
SHORANUR	70	18	25.71%
Total	8,723	3,811	43.69%

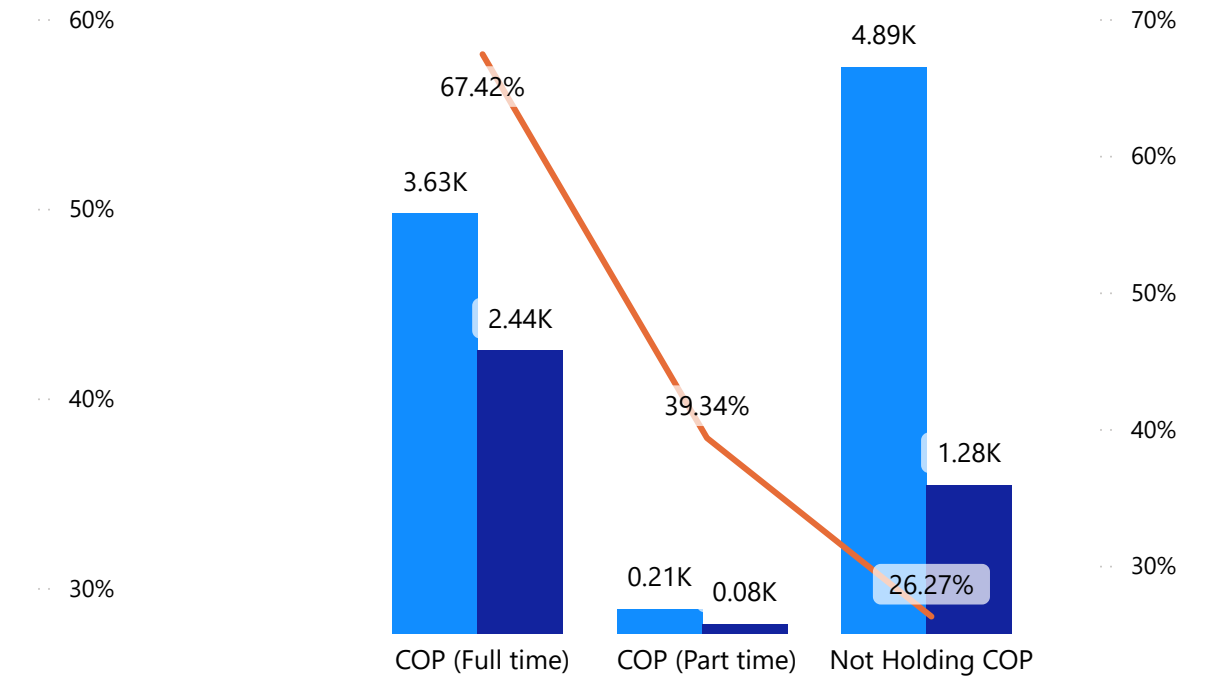
Total Voters, Voted and Voted % by Voting Eligibility

● Total Voters ● Voted ● Voted %



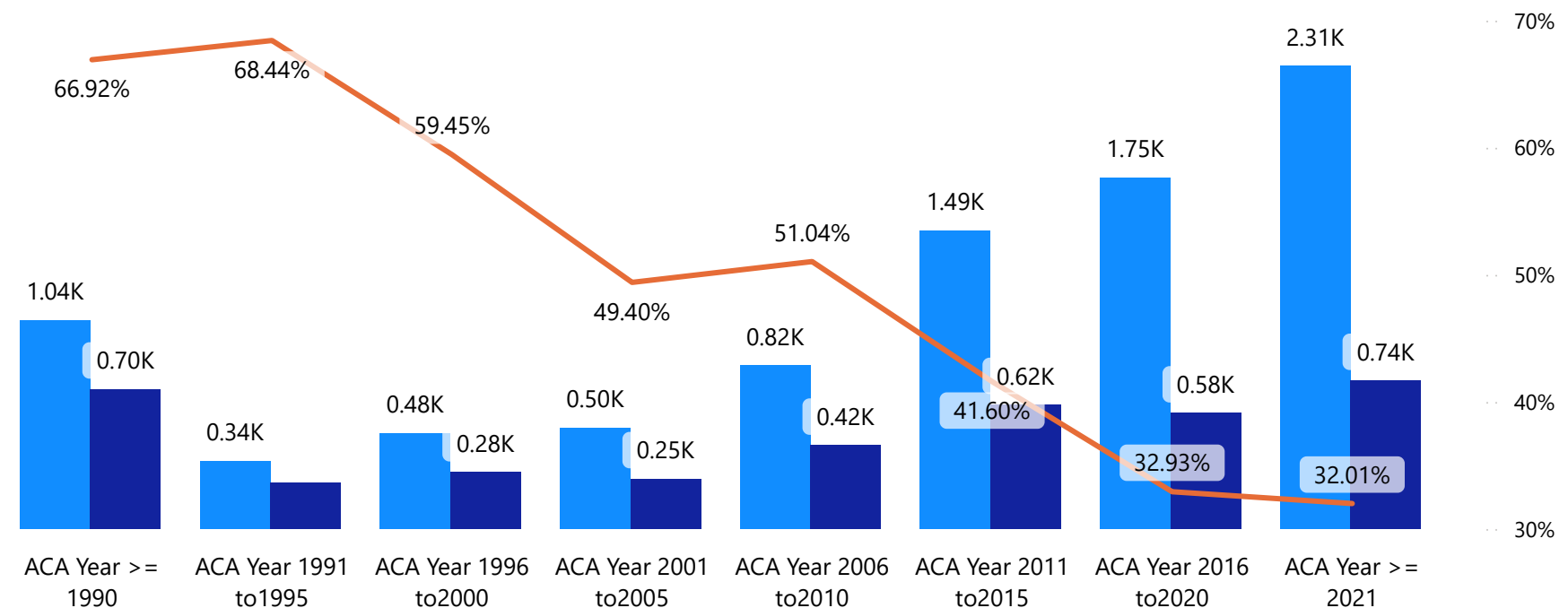
Total Voters, Voted and Voted % by State

● Total Voters ● Voted ● Voted %



Total Voters, Voted and Voted % by Voting Eligibility

● Total Voters ● Voted ● Voted %



ICAI Elections 2024
Southern Region

Total - SIRC

>> 2024 Status		B_Silent		
2021 Election Voting Status	Voters #	% of Total	Voters #	% of Total
A_Voted	18,481	72.61%	6,973	27.39%
B_Silent	6,651	20.91%	25,154	79.09%
C_Postal	214	45.73%	254	54.27%
X) Not a Voter	8,568	34.79%	16,058	65.21%
Z) Not Sure	137	34.08%	265	65.92%
Total	34,051	41.15%	48,704	58.85%

Thanks to the Team from
Madurai & Chennai
CA. Deepak Kumar

Tamil Nadu & Pondi

Karnataka

Telangana

2021 Election Voting Status	A_Voted	B_Silent	Total
A_Voted	5,673	1,890	7,563
B_Silent	1,937	7,870	9,807
C_Postal	12	16	28
X) Not a Voter	1,802	3,100	4,902
Z) Not Sure	17	41	58
Total	9,441	12,917	22,358

2021 Election Voting Status	A_Voted	B_Silent	Total
A_Voted	4,034	1,725	5,759
B_Silent	2,017	9,068	11,085
C_Postal	66	82	148
X) Not a Voter	2,214	6,112	8,326
Z) Not Sure	26	21	47
Total	8,357	17,008	25,365

2021 Election Voting Status	A_Voted	B_Silent	Total
A_Voted	4,321	1,694	6,015
B_Silent	1,331	3,672	5,003
C_Postal	71	69	140
X) Not a Voter	2,698	2,959	5,657
Z) Not Sure	45	23	68
Total	8,466	8,417	16,883

Andhra Pradesh

Kerala

2021 Election Voting Status	A_Voted	B_Silent	Total
A_Voted	2,038	864	2,902
B_Silent	576	1,952	2,528
C_Postal	62	85	147
X) Not a Voter	1,045	2,143	3,188
Z) Not Sure	49	177	226
Total	3,770	5,221	8,991

2021 Election Voting Status	A_Voted	B_Silent	Total
A_Voted	2,348	758	3,106
B_Silent	747	2,542	3,289
C_Postal	1		1
X) Not a Voter	715	1,611	2,326
Z) Not Sure		1	1
Total	3,811	4,912	8,723